

## Introduction to Swiss DC motor

- Its motor, made and imported from Switzerland, is characterized with low inertia and low impact.

Switzerland patented motor, its power consumption, impact and insert momentum are 1/10 of the conventional motors. Very effective for tightening the fine screws with precise torque and loosening free.

- Its motor does not generate any carbon particle over flow, so its motor is suitable to be used in the 3C industry.

The electronic products will become thinner, lightweight and multifunctional; most electronic products have one or more IC components. Other brands of motors on the market are not suitable to be used in the 3C industry because they generate carbon particles.




### Pumps and ventilators

Blood pumps  
Axial blowers



### Optics and precision mechanics

Lens adjustment  
Levelling equipment  
Beamers



### Semi-conductor industry / EDP / telecommunications

SMT fitting machines  
Feeders



### Cash and ticket dispenser

labeling machines  
credit card readers



### Measuring and control technology

precision scales  
measuring devices

# ENC Full automatic mini type brushless electric screwdriver

Swiss brushless motor + Frequency conversion controller  
+ Low voltage = 10 million times application in 3years



ESD is available to order



## Features:

- 1) The mini screwdriver is with Swiss brushless motor, So no spark, no carbon dust.
- 2) Soft start-up and low inertia decrease the looseness rate of screw fastening.
- 3) Body diameter Ø26mm, overall length 158mm and weight 187g, The most compact electric screwdriver in the world.
- 4) Large range of torsion adjustment of 0.15~6.0kgf.cm<sup>2</sup>.
- 5) Permits continue working for 20,000 hours(about 10 years) at least, The service life if the contact point withstands 10 million on and off contacts.
- 6) Passed SGS clean room class-10 test. Can be used in the 5C workshop.



## Model & Specification:

Model	Power controller	Working vol. (DCV)	Torque range (kgf.cm <sup>2</sup> )	Speed (rpm)±10%	Screwdriver bits	Suffix "S"(High speed type) Applicable screw(mm)	
						Machine thread(Ø)	Tapping thread(Ø)
ASA-S1000M	APS-201B APS-301B AM-55, AM-65	9~30	0.15~1.0	150~300 350~500 150~250 350~500	Ø4、Ø5	1.0~1.8	0.6~1.4
ASA-S2000M	APS-301B AM-65	9~30	0.3~2.0	650~1000	Ø4、Ø5	1.0~2.2	1.0~2.0
ASA-S2500M		9~30	0.4~3.0	450~700	Ø4、Ø5	1.0~2.2	1.0~2.0
ASA-3000M		9~30	0.5~5.0	400~600	Ø4、Ø5	1.0~2.6	1.0~2.3
ASA-3000MS		9~30	0.5~5.0	700~1000	Ø4、Ø5	1.0~2.6	1.0~2.3
ASA-4000M		9~30	1.0~6.0	400~600	Ø4、Ø5	1.4~3.0	1.4~2.6
ASA-4000MS		9~30	1.0~6.0	700~1000	Ø4、Ø5	1.4~3.0	1.4~2.6

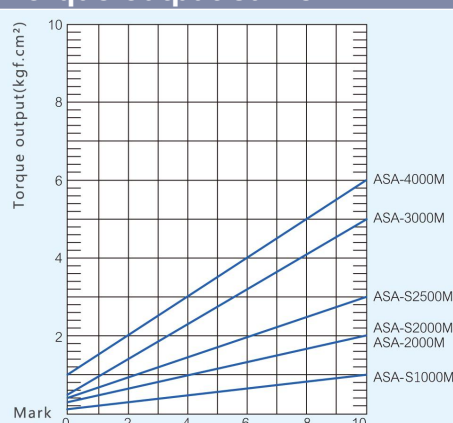
## Available controller:

Outline	Model	Working vol. (ACV)	Output vol. (DCV)	dimension (mm)	Weight (g)	Load current (A)	Safety certificate
	APS-201B	100~240	9~19 (adjustable)	164x64x42	300	Max.4.5	CB,CE,UL, CCC,ROHS, REACH
	APS-301B (Soft start)	100~240	20~30 (adjustable)	164x64x42	300	Max.4.5	CB,CE,UL, CCC,ROHS, REACH
	AM-55	100~240	9~15 (adjustable)	172x84x61	450	Max.4.5	CB,CE,UL, CCC,ROHS, REACH
	AM-65	100~240	20~30 (adjustable)	172x84x61	450	Max.4.5	CB,CE,UL, CCC,ROHS, REACH

## Auxiliary accessories:

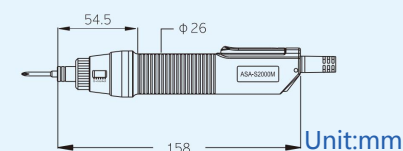
Outline	Name	Specification
	Screw array machine	M1.0~5.0mm
	Spring balancer	0.5~3.0kg
	90° bend turning joint	ASA-S2000M~ ASA-4000M

## Torque output curve:

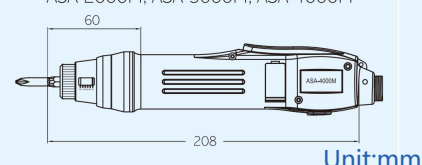


## Screwdriver size:

ASA-S1000M, ASA-S2000M, ASA-S2500M



ASA-2000M, ASA-3000M, ASA-4000M



## Additional information:

Power supply	110~240ACV	Weight	187/380g
Torque accuracy	High precision	Length	158/208mm
Torque setting	Stepless	Grip diameter	Ø26/33.5mm

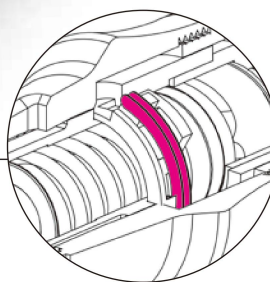
## ASA® Full automatic Z shape electric screwdriver

Ultra-miniature angle attachment (The only one which wins the identification of APPLE Company among all other competitors in business and being applied to IPHONE & IPAD's production line.)



**Its motor, made and imported from Switzerland, is characterized with low inertia and low impact.**

Switzerland patented motor, its power consumption, impact and insert momentum are 1/10 of the conventional motors. Very effective for tightening the fine screws with precise torque and loosening free.



Adopts 10um gold plating switch to raise the switch life upto 10 million times.



i phone 6 case

Ø5/mm

### New Patent

The diameter of the ultra-miniature angle attachment is only 5mm. Suitable for precise screw fastening operations.





# ENC Full automatic Z shape electric screwdriver

Swiss brushless motor + Frequency conversion controller  
+ Z shape structure = Good performance in your work



ESD is available to order



## Features:

- 1) This screwdriver is equipped with Swiss brushless motor, No spark, No carbon dust .
- 2) Soft start-up and low inertia decrease the looseness rate of screw fastening.
- 3) Body diameter Ø34mm,overall length 216mm and weight 290g,It is the smallest electric screwdriver on sale in the market.
- 4) Large range of torsion adjustment of 0.15~0.8kgf.cm<sup>2</sup> .
- 5) Matches with the Platinum brake switch,It allows uninterrupted working for 20000 hr.
- 6) This screwdriver with Z shape structure can assembly the screw in narrow space well.
- 7) Passed SGS clean room class-10 test.Can be used in the 5C workshop.



## Model & Specification:

Model	Power controller	Working vol.	Torque range	Speed	Screwdriver bits	Applicable screw(mm)	
Lever type		(DCV)	(kgf.cm <sup>2</sup> )	(rpm)±10%		Machine thread(Ø)	Tapping thread(Ø)
ASA-S2000M PRO/Z Standard type	APS-201B	9~19	0.15~0.8	80~180	Ø2.5	1.0~1.8	0.6~1.4
ASA-S2000M PRO/Z Extended type	APS-201B	9~19	0.15~0.8	80~180	Ø2.5	1.0~1.8	0.6~1.4

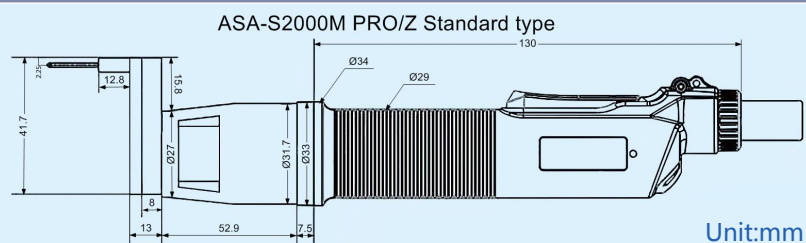
## Available controller:

Outline	Model	Working vol.	Output vol.	dimension	Weight	Load current	Safety certificate
		(ACV)	(DCV)	(mm)	(g)	(A)	
	APS-201B	90~240	9~19 (Adjustable)	164x64x42	300	Max.1.6	CB,CE,UL, CCC,ROHS, REACH

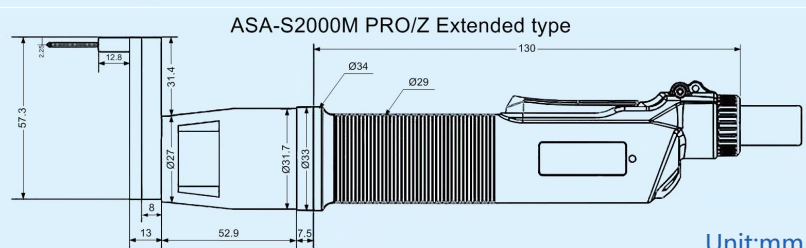
## Auxiliary accessories:

Outline	Name	Specification
	Screw array machine	M1.0~5.0mm
	Spring balancer	0.5~3.0kg
	Z shape joint	ASA-S2000 M PRO/Z

## Screwdriver size:




Unit:mm



Unit:mm

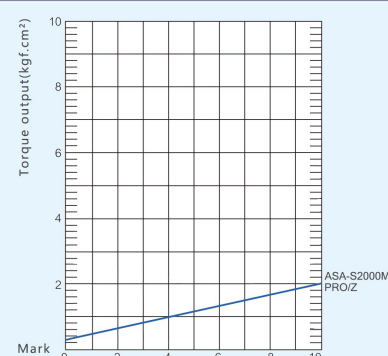
## Application exhibition:



## Additional information:

Power supply	110~240ACV
Torque accuracy	High precision
Torque setting	Stepless
Weight	290/310g
Length	216mm
Grip diameter	Ø29mm
Joint travelling	41.7/57.3mm
Screwdriver bits	Custom,Ø2.5mm

## Torque output curve:



# ENC Full automatic suction type electric screwdriver

Swiss brushless motor + Frequency conversion controller  
+ Vacuum sucker = 10 million times application in 3years



ESD is available to order



## Features:

- 1) Equipped with Swiss brushless motor, No spark, No carbon dust.
- 2) Soft start-up and low inertia decreases the looseness rate of screw fastening.
- 3) Body diameter Ø26mm, overall length 158mm and weight 187g, The most compact electric screwdriver in the world.
- 4) Large range of torsion adjustment of 0.15~6.0kgf.cm<sup>2</sup>.
- 5) Permits continue working for 20,000 hours (about 10 years) at least, The service life of the contact point withstands 10 million on and off contacts.
- 6) Passes SGS clean room class-10 test. Can be used in the 5C workshop.
- 7) Can meet plastic, copper, silver screw, Replace the sucker to meet screw in different size.



## Model & Specification:

Suffix "A" (Vacuum pick up type)

Model	Power controller	Working vol.	Torque range	Speed	Screwdriver bits	Applicable screw(mm)	
Lever type		(DCV)	(kgf.cm <sup>2</sup> )	(rpm)±10%		Machine thread(Ø)	Tapping thread(Ø)
ASA-S1000MA	APS3	9~30	0.15~1.0	150~300	Ø4、Ø5	1.0~1.8mm	0.6~1.4mm
ASA-S2000MA	APS3	9~30	0.3~2.0	650~1000	Ø4、Ø5	1.0~2.2mm	1.0~2.0mm
ASA-S2500MA	APS3	9~30	0.4~3.0	450~700	Ø4、Ø5	1.0~2.2mm	1.0~2.0mm
ASA-3000MA	APS3	9~30	0.5~5.0	400~600	Ø4、Ø5	1.0~2.6mm	1.0~2.3mm
ASA-3000MSA	APS3	9~30	0.5~5.0	700~1000	Ø4、Ø5	1.0~2.6mm	1.0~2.3mm
ASA-4000MA	APS3	9~30	1.0~6.0	400~600	Ø4、Ø5	1.4~3.0mm	1.4~2.6mm
ASA-4000MSA	APS3	9~30	1.0~6.0	700~1000	Ø4、Ø5	1.4~3.0mm	1.4~2.6mm

## Available controller:

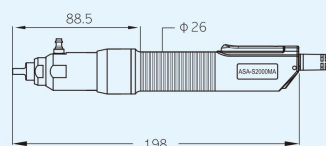
Outline	Model	Working vol.	Output vol.	Dimension	Weight	Load current	Safety certificate
		(ACV)	(DCV)	(mm)	(g)	(A)	
	APS3	100~240	9~19 (adjustable)	200x120x94	2998	Max.4.5	CB,CE,UL, CCC,ROHS,RE ACH

## Auxiliary accessories:

Outline	Name	Specification
	Screw array machine	M1.0~5.0mm
	Spring balancer	0.5~3.0kg
	Suction component	ASA-S1000A ~4500MSA

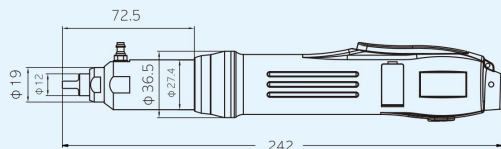
## Screwdriver size:

ASA-S1000MA, ASA-S2000MA, ASA-S2500MA



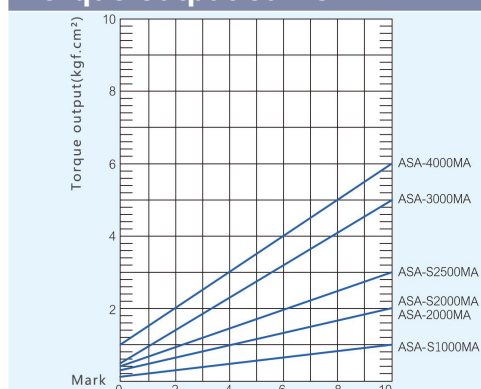
Unit:mm

ASA-2000MA, ASA-3000MA, ASA-4000MA

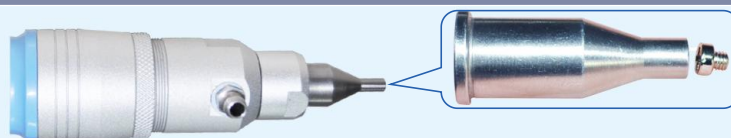


Unit:mm

## Torque output curve:



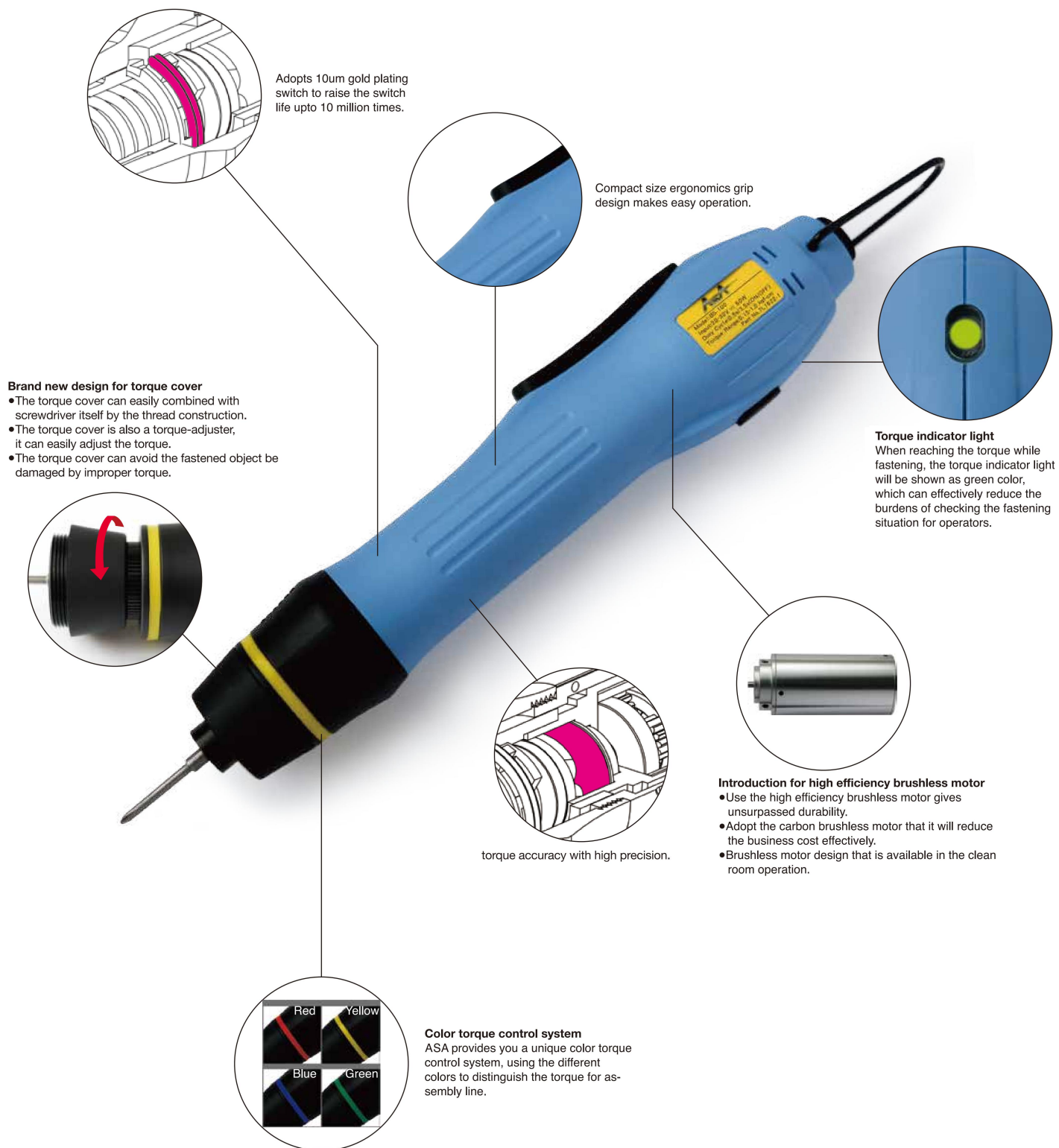
## Custom sucker:



## Additional information:

Power supply	110~240ACV	Weight	290/430g
Torque accuracy	High precision	Length	198/242mm
Torque setting	Stepless	Sucker	Customization

# ASA® High efficiency brushless motor electric screwdrivers



# ENC Full automatic brushless electric screwdriver

Low-voltage DC motor + Frequency conversion controller + Scientific design = 10 million times application in 3years



ESD is available to order



## Features:

- 1) The highest speed design of 2000rpm offers two years warranty for free repair service.
- 2) The high efficiency brushless motor gives unsurpassed durability.
- 3) The brushless motor that it will reduce the business cost effectively.
- 4) Brushless motor design is available in the clean room operation.
- 5) The excellent gold plating switch can raise the contact spot life up to 10 million times and reduce the maintenance cost.
- 6) No any carbon dust flowing out not only responses to the earth environment protection but also reduces air pollution.



## Model & Specification:

Suffix "F" (High speed type)

Model	Power controller	Working vol.	Torque range	Speed	Screwdriver bits	Applicable screw(mm)	
Lever type		(DCV)	(kgf.cm <sup>2</sup> )	(rpm)±10%		Machine thread(Ø)	Tapping thread(Ø)
BS-2000	APS-301A AM-30	9~30	0.3~2.0	700~1000	Ø4、Ø5、 SH1/4	1.0~2.2	1.0~2.0
BS-3000	APS-301A AM-30	9~30	0.5~5.0	700~1000	Ø4、Ø5、 SH1/4	1.0~2.6	1.2~2.3
BS-4000 BS-4000F	APS-301A AM-30	9~30	2.0~12	700~1000 1400~2000	Ø4、Ø5、 SH1/4	1.4~3.0	1.4~2.6
BS-6000	APS-301A AM-30	9~30	2.0~16	700~1000	Ø4、Ø5、 SH1/4	2.2~4.0	2.0~3.2
BS-6500	APS-301A AM-30	9~30	4.0~20	700~1000	Ø4、Ø5、 SH1/4	2.6~4.2	2.3~3.5
BS-6800	APM-301A AM-30	9~30	5.0~25	500~700	Ø4、Ø5、 SH1/4	3.0~5.0	2.6~4.0

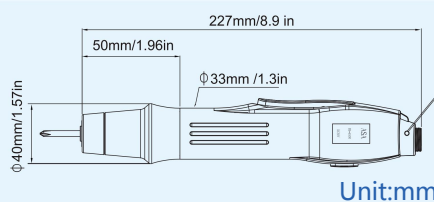
## Available controller:

Outline	Model	Working vol.	Output vol.	Dimension	Weight	Load current	Safety certificate
		(ACV)	(DCV)	(mm)	(g)	(A)	
	APS-301A	100~240	20~30	164x64x42	300	Max.4.5	CB,CE,UL, CCC,ROHS, REACH
	APM-301A	100~240	20~30	172x84x46	380	Max.4.5	CB,CE,UL, CCC,ROHS, REACH
	AM-30	100~240	20~30	172x84x61	450	Max.4.5	CB,CE,UL, CCC,ROHS, REACH

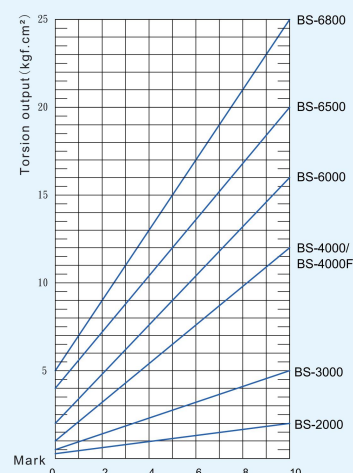
## Auxiliary accessories:

Outline	Name	Specification
	Screw array machine	M1.0~5.0mm
	Spring balancer	0.5~3.0kg
	90° bend turning joint	BS2000~ BS6800
	Suction component	BS2000~ BS6800

## Screwdriver size:



## Torque output curve:



## Additional information:

Power supply	110~240ACV	Torque setting	Stepless	Length	227mm
Torque accuracy	High precision	Weight	412g	Grip diameter	Ø33mm



# ENC Full automatic electric screwdriver with LED light

Low-voltage DC motor + Frequency conversion controller +  
Build-in LED light = Good performance in dark condition



ESD is available to order



## Features:

- 1) Build-in LED light, No additional installation required, Operate conveniently.
- 2) The highest speed is 2000rpm, offers two years warranty.
- 3) Adopt the efficient and brushless motor, Offer a long lifetime and duration.
- 4) Adopt the brushless motor, No carbon powder spilling, Especially be appropriate for the dust-free workshop.
- 5) In daily production, Some workshop are poor of lighting, Or some special working area always are very dark, This full automatic electric screwdriver with LED light can solve these trouble well, So it can improve the efficiency of screw assembling much.
- 6) Match with the platinum brake switch (The test lifetime has reached more than 10 million), So can reduce the cost furthest.





## Model & Specification:




Suffix "L" (LED light)

Model	Power controller	Working vol.	Torque range	Speed	Screwdriver bits	Applicable screw(mm)	
Lever type		(DCV)	(kgf.cm <sup>2</sup> )	(rpm)±10%		Machine thread(Ø)	Tapping thread(Ø)
BS-2000 PRO/L	APS-301A AM-30	9~30	0.3~2.0	700~1000	Ø4、Ø5、SH1/4	1.0~2.2	1.0~2.0

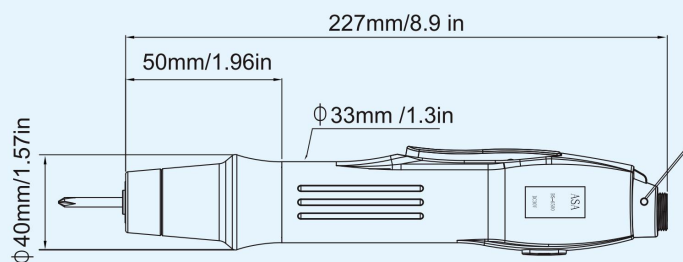
## Available controller:

Outline	Model	Working vol.	Output vol.	Dimension	Weight	Load current	Safety certificate
		(ACV)	(DCV)	(mm)	(g)	(A)	
	APS-301A	100~240	20~30	164x64x42	300	Max.4.5	CB,CE,UL, CCC,ROHS, REACH
	AM-30	100~240	20~30	172x84x61	450	Max.4.5	CB,CE,UL, CCC,ROHS, REACH

## Auxiliary accessories:


Outline	Name	Specification
	Screw array machine	M1.0~5.0mm
	LED light Fixed seat	BS-2000 PRO/L
	Spring balancer	0.5~3.0kg

## Screwdriver size:



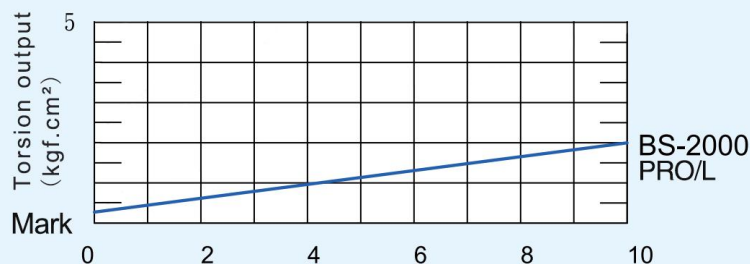
Unit:mm

## Application exhibition:



- ① Yellow screwdriver is hard to find screw hole.
- ② Blue screwdriver is easy to find screw hole.

## Torque output curve:



## Additional information:

Power supply	110~240ACV	Weight	412g
Torque accuracy	High precision	Length	227mm
Torque setting	Stepless	Light type	LED light



# ENC Full automatic small type electric screwdriver

Low-voltage DC motor + Frequency conversion controller + Scientific design = 10 million times application in 3years



ESD is available to order



## Features:

- 1) Cheaper price and perfect quality, Super-high cost performance.
- 2) The high efficiency motor gives unsurpassed durability and super-long lifetime.
- 3) The excellent gold plating switch can raise the contact spot life up to 10 million times and reduce the maintenance cost.
- 4) The high speed is 700~1000 rpm, The slow speed is 450~700rpm, Meet your different request.
- 5) The grip diameter is 32mm, The small diameter is most appropriate for female whose palm is usually smaller, So it can improve the comfort feeling and reduce fatigue during operation.



## Model & Specification:

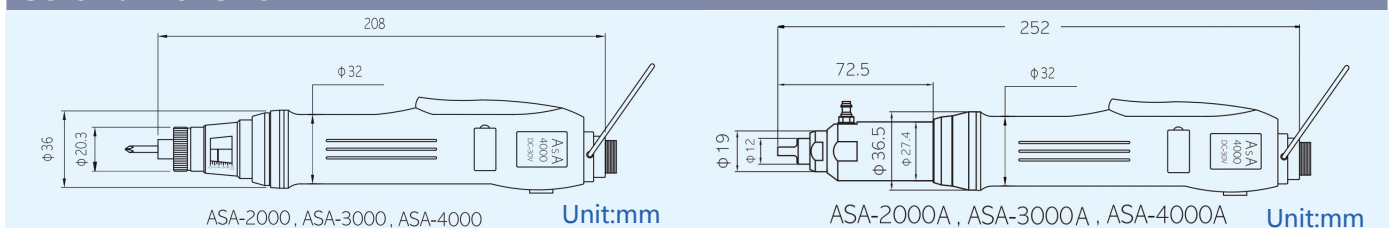
Suffix "S" (High speed type)

Model	Power controller	Working vol.	Torque range	Speed	Screwdriver bits	Applicable screw(mm)	
Lever type		(DCV)	(kgf.cm <sup>2</sup> )	(rpm)±10%		Machine thread(Ø)	Tapping thread(Ø)
ASA-2000 , ASA-2000A, ASA-2000S	APS-351B PRO-3A	9~30	0.3~2.0	450~700 700~1000	Ø4、SH1/4	1.0~2.2	1.0~2.0
ASA-3000 , ASA-3000A, ASA-3000S	APS-351B PRO-3A	9~30	0.5~5.0	450~700 700~1000	Ø4、SH1/4	1.0~2.6	1.0~2.3
ASA-4000 , ASA-4000A, ASA-4000S	APS-351B PRO-3A	9~30	1.0~6.0	450~700 700~1000	Ø4、SH1/4	1.4~2.6	1.4~2.3
ASA-4500 ASA-4500A, ASA-4500S	APS-351B PRO-3A	9~30	1.5~10	450~700 700~1000	Ø4、SH1/4	2.0~3.0	2.0~2.6

## Available controller:

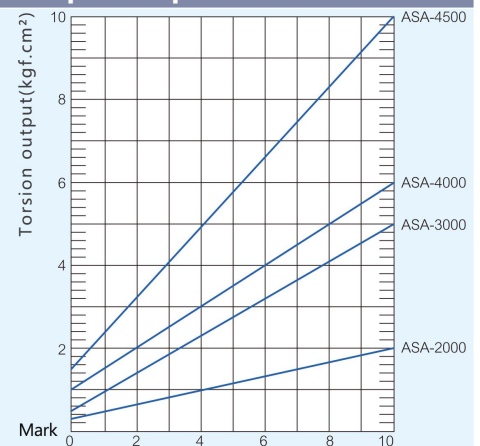
Outline	Model	Working vol.	Output vol.	Dimension	Weight	Load current	Safety certificate
		(ACV)	(DCV)	(mm)	(g)	(A)	
	APS-351B (Soft start)	100~240	9~30	164x64x42	300	Max.4.5	CB,CE,UL, CCC,ROHS, REACH
	PRO-3A	100~240	9~30	200x120x94	2998	Max.4.5	CB,CE,UL, CCC,ROHS, REACH

## Screwdriver size:



## Auxiliary accessories:

Outline	Name	Specification	Additional information:		Torque output curve:
	Screw array machine	M1.0~5.0mm	Power supply	110~240ACV	
	Spring balancer	0.5~3.0kg	Torque accuracy	High precision	
	90° bend turning joint	4A9121	Torque setting	Stepless	
	Suction component	All model	Weight	380g	
			Length	208mm	
			Grip diameter	Ø32mm	
			Sucker type	Customization	
			Start type	Level	



# ENC Full automatic medium type electric screwdriver

Low-voltage DC motor + Frequency conversion controller + Scientific design = 10 million times application in 3years



ESD is available to order



## Features:

- 1) Cheaper price and perfect quality,extensive application area.
- 2) The high efficiency motor gives unsurpassed durability.
- 3) Can also reduce the business cost effectively.
- 4) The excellent gold plating switch can raise the contact spot life up to 10 million times and reduce the maintenance cost.
- 5) We supply two kinds start method,Lever start type and push start type. You can choose base on on your actual requirement.



## Model & Specification:

Suffix "PS"(Press start type)

Model	Power controller	Working vol.	Torque range	Speed	Screwdriver bits	Applicable screw(mm)	
Lever type, press type		(DCV)	(kgf.cm <sup>2</sup> )	(rpm)±10%		Machine thread(Ø)	Tapping thread(Ø)
ASA-6000 , ASA-6000PS	APM-301C AM-85	9~30	1.5~12	650~1150 600~1000	Ø5、SH1/4	2.0~3.0	2.0~2.6
ASA-6500 , ASA-6500PS	APM-301C AM-85	9~30	4.0~20	550~850 550~850	Ø5、SH1/4	2.6~4.0	2.3~3.5
ASA-6800 , ASA-6800PS	APM-301C AM-85	9~30	5.0~25	450~700 450~700	Ø5、SH1/4	3.0~5.0	2.6~4.0

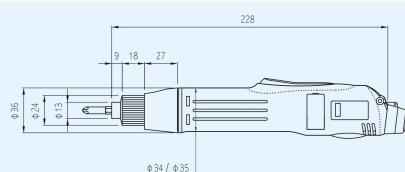
## Available controller:

Outline	Model	Working vol.	Output vol.	Dimension	Weight	Load current	Safety certificate
		(ACV)	(DCV)	(mm)	(g)	(A)	
	APM-301C	100~240	9~30	172x84x46	380	Max.4.5	CB,CE,UL, CCC,ROHS, REACH
	AM-85	100~240	9~30	172x84x61	450	Max.4.5	CB,CE,UL, CCC,ROHS, REACH

## Auxiliary accessories:

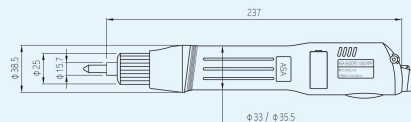
Outline	Name	Specification
	Screw array machine	M1.0~5.0mm
	Spring balancer	0.5~3.0kg
	90° bend turning joint	4A9121
	Gun shape grip	All model

## Screwdriver size(Level start type):



Unit:mm

## Screwdriver size(Press start type):

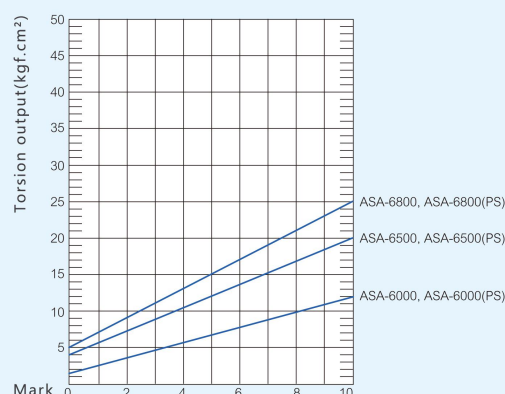


Unit:mm

## Additional information:

Power supply	110~240ACV
Torque accuracy	High precision
Torque setting	Stepless
Weight	490/535g
Length	228/237mm
Grip diameter	Ø34/33mm
Start type	Level /Press

## Torque output curve:



# ENC Full automatic large type electric screwdriver

Low-voltage DC motor + Frequency conversion controller + Scientific design = 10 million times application in 3years



ESD is available to order



## Features:

- 1) Wide torque range, 7~50kgf.cm<sup>2</sup> / 0.7~5N.m, It can meet your most application well.
- 2) The high efficiency motor gives unsurpassed durability.Reduce the business cost effectively.
- 3) The excellent gold plating switch can raise the contact spot life up to 10 million times and reduce the maintenance cost.
- 4) Lever start & push start pattern. Choose pattern on on your actual requirement.
- 5) We supply two kinds start method,Lever start type and push start type. You can choose base on on your actual requirement.



## Model & Specification:

Suffix "PS"(Press start type)

Model	Power controller	Working vol.	Torque range	Speed	Screwdriver bits	Applicable screw(mm)	
Lever type		(DCV)	(kgf.cm <sup>2</sup> )	(rpm)±10%		Machine thread(Ø)	Tapping thread(Ø)
ASA-7000 , ASA-7000PS	APM-301B AM-65	9~30	7.0~20	400~700	Ø5、SH1/4	3.0~4.0	2.6~3.5
ASA-8000 , ASA-8000PS	APM-301B AM-65	9~30	12.0~30	350~550	Ø5、SH1/4	3.5~5.0	3.0~4.0
ASA-9000 , ASA-9000PS	APL-301B	9~30	20.0~50	450~650	Ø5、SH1/4	4.0~6.0	3.5~5.0

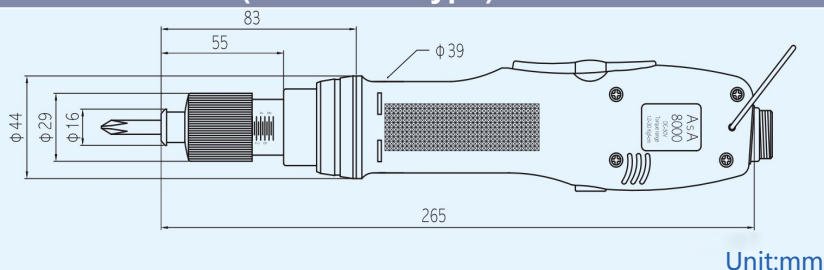
## Available controller:

Outline	Model	Working vol.	Output vol.	Dimension	Weight	Load current	Safety certificate
		(ACV)	(DCV)	(mm)	(g)	(A)	
	APM-301B	100~240	20~30	172x84x46	380	Max.4.5	CB,CE,UL, CCC,ROHS, REACH
	AM-65	100~240	20~30	172x84x61	450	Max.4.5	CB,CE,UL, CCC,ROHS, REACH
	APL-301B	100~240	25~30	270x130x66	1100	Max.4.5	CB,CE,UL, CCC,ROHS, REACH

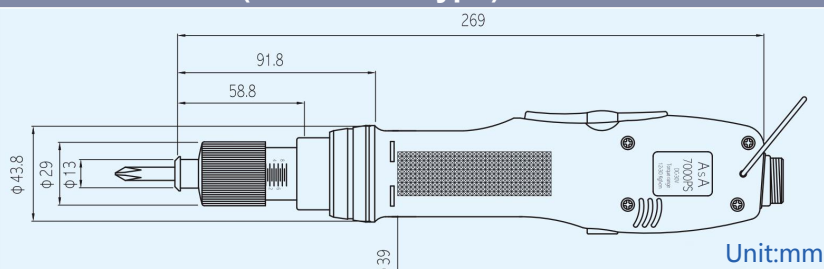
## Auxiliary accessories:

Outline	Name	Specification
	90° bend turning joint	4A9122
	Spring balancer	0.5~3.0kg
	Gun shape grip	4A9311 4H2055(ASA-8500P S,ASA-9000PS)
	Torque cover	4H2052

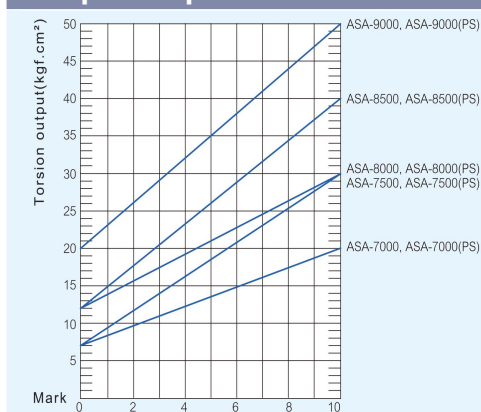
## Screwdriver size(Level start type):



## Screwdriver size(Press start type):



## Torque output curve:



## Additional information:

Power supply	110~240ACV	Weight	670/740g
Torque accuracy	High precision	Length	265/269mm
Torque setting	Stepless	Grip diameter	Ø39mm

# ENC Full automatic strong torque electric screwdriver

Low-voltage DC motor + Frequency conversion controller + Scientific design = 10 million times application in 3years



ESD is available to order



## Features:

- 1) It can output strong torque as 30~350kgf.cm<sup>2</sup>, It is the first for a brand to break the upper limit 50kgf/cm<sup>2</sup> of torque output all over the world, So it can provide a wide application.
- 2) The high efficiency motor gives unsurpassed durability. Reduce the business cost effectively.
- 3) We supply signal control box which make it possible to apply our screwdriver with your automation equipment together.
- 4) Manual operation type and automation application type are available to choose.
- 5) The clamping part is the stainless steel, So it can bear strong clamping power in application.



## Model & Specification:

Suffix "PS" (Press start type)

Model	Power controller	Working vol.	Torque range	Speed	Screwdriver bits	Applicable screw(mm)	
Lever type, press type		(DCV)	(kgf.cm <sup>2</sup> )	(rpm)±10%		Machine thread(Ø)	Tapping thread(Ø)
ENC-A750L	SD-30V120W-3P	36	30.0~70.0	800	SH1/4	5.0~6.5	4.5~6.0
ENC-A800L	SD-30V120W-3P	36	40.0~100.0	500	SH1/4	6.0~8.0	5.5~7.0
ENC-A850L	SD-30V120W-3P	36	60.0~170.0	350	SH1/4	8.0~10.0	7.0~8.5
ENC-A860L	SD-30V200W-3P	36	80.0~250.0	215	SH1/4	10.0~12.0	9.0~10.0
ENC-A880L	SD-30V200W-3P	36	120.0~350.0	155	SH1/4	12.0~14.0	11.0~12.0

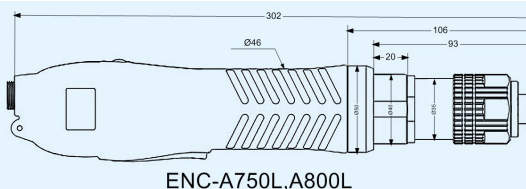
## Available controller:

Outline	Model	Working vol.	Output vol.	Dimension	Weight	Load current	Safety certificate
		(ACV)	(DCV)	(mm)	(g)	(A)	
	SD-30V120W-3P	100~240	36	210x80x52	635	Max.3.5	CB,CE,UL, CCC,ROHS, REACH
	SD-30V200W-3P	100~240	36	230x86x55	715	Max.4.5	CB,CE,UL, CCC,ROHS, REACH

## Auxiliary accessories:

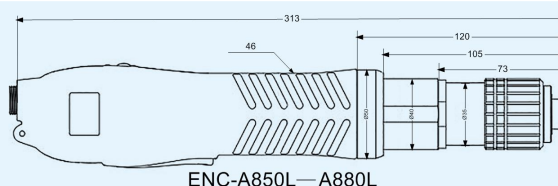
Outline	Name	Specification
	90° bend turning joint	4A9122
	Spring balancer	0.5~3.0kg
	Gun shape grip	4A9311 4H2055(ASA-8500P S,ASA-9000PS)
	Torque cover	4H2052

## Screwdriver size:



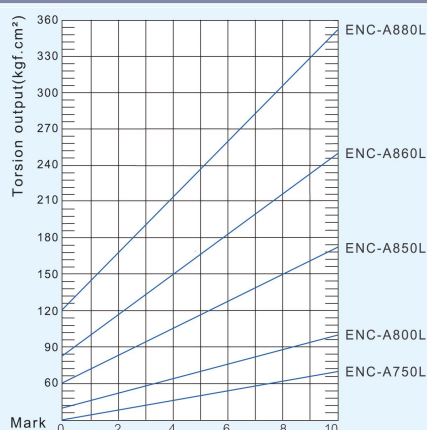
Unit:mm

## Screwdriver size:




Unit:mm

## Torque output curve:



## Signal control box:



- ① When port 1&2 are connected, The driver will forward rotation;
- ② When port 3&4 are connected, The driver will reverse rotation;
- ③ The screwdriver will stop when it reaches the setting torque, At the same time, The port 5&6 will be connected, And the brake signal will output. The port 5&6 will break until the port 1&2 breaks.

## Additional information:

Power supply	110~240ACV	Weight	1185g
Torque accuracy	High precision	Length	302/313mm
Torque setting	Stepless	Grip diameter	Ø46mm